

17 August 2010

Company Announcements
Australian Securities Exchange Limited
Level 4, 20 Bridge Street
Sydney NSW 2000 Australia

Dear Sir/Madam

RE: Monadelphous 2010 Annual Results Presentation

Please find attached a copy of the 2010 Annual Results Presentation to be issued today by Monadelphous Group Limited as part of the company's full year 2010 results release.

A webcast and audio transmission will also be available from our website:
www.monadelphous.com.au/Investors-Media.aspx

Yours sincerely



Philip Trueman
Company Secretary



2010 Annual Results Presentation

17 August 2010

Safety & Wellbeing

Integrity

Achievement

Teamwork

Loyalty

Agenda

Business Highlights

Rob Velletri

Financial Highlights

Zoran Bebic

**Divisional Update
Strategy and Outlook**

Rob Velletri

Business Highlights

Group Highlights

Financial

- NPAT up 12% to \$83.2m, EPS up 11% to 96.9c, DPS up 12% to 83c
- Sales revenue up 14% to \$1,275m
- EBITDA up 11% to \$129m, margin steady (10.1%)
- Healthy cash conversion - \$96.0m operating cash flow

Operating

- Solid organic growth driven by high level of EC activity (up 15%)
- Workforce numbers up 29% to >5,400
- Significant improvement in safety performance -TCIFR improved 25.3% to 6.2
- \$650m of new contracts and contract extensions

Strategic

- Energy market now >30% of total sales revenue
- Substantial progress in development of infrastructure business
- Continued growth in electrical services and multidisciplinary contracts

2010 Divisional Highlights

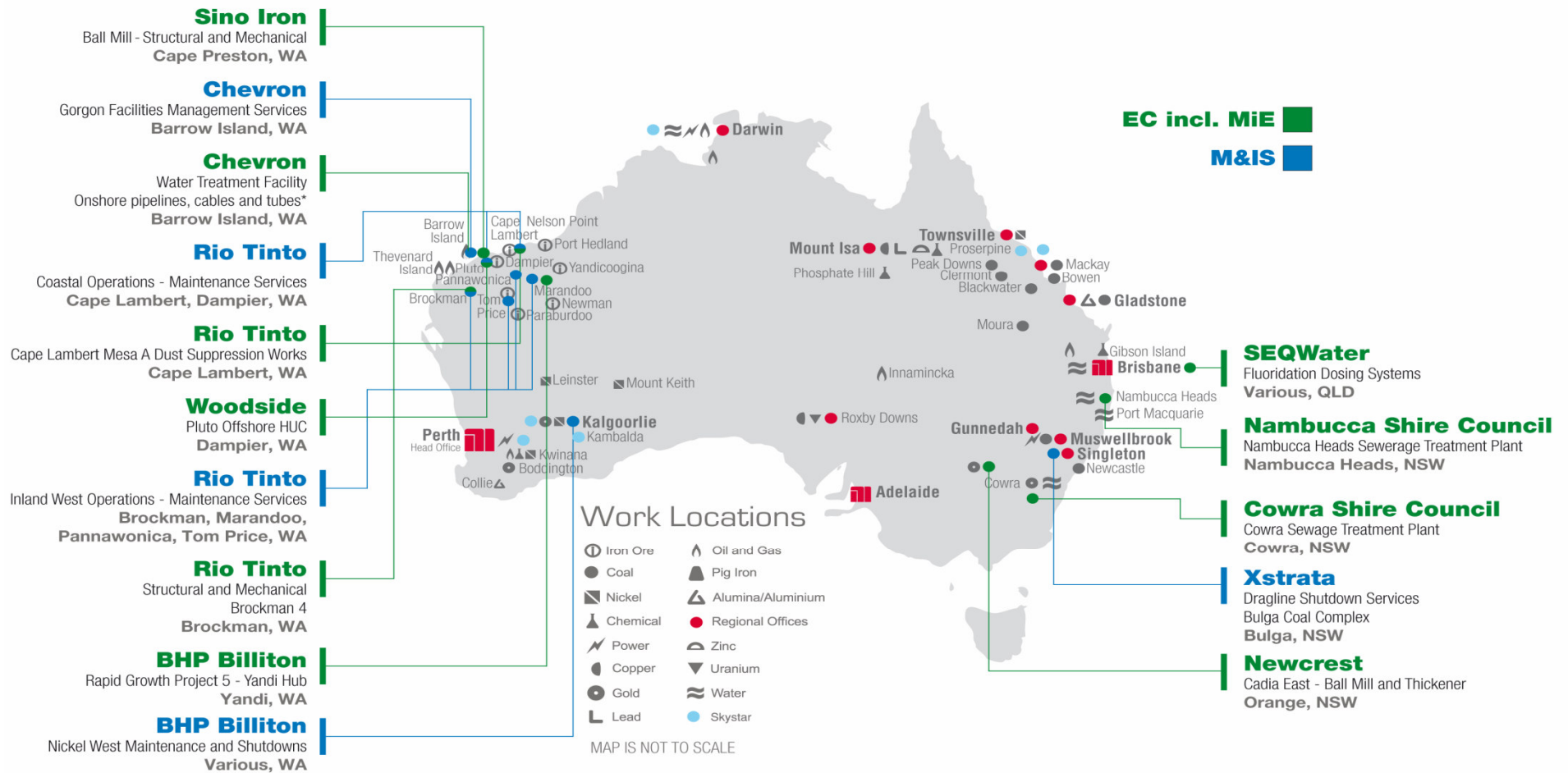
Engineering Construction

- Record sales of \$890 million, up 15%
- Awarded \$350 million in new construction contracts
- Expanded multi-disciplinary capability

Maintenance and Industrial Services

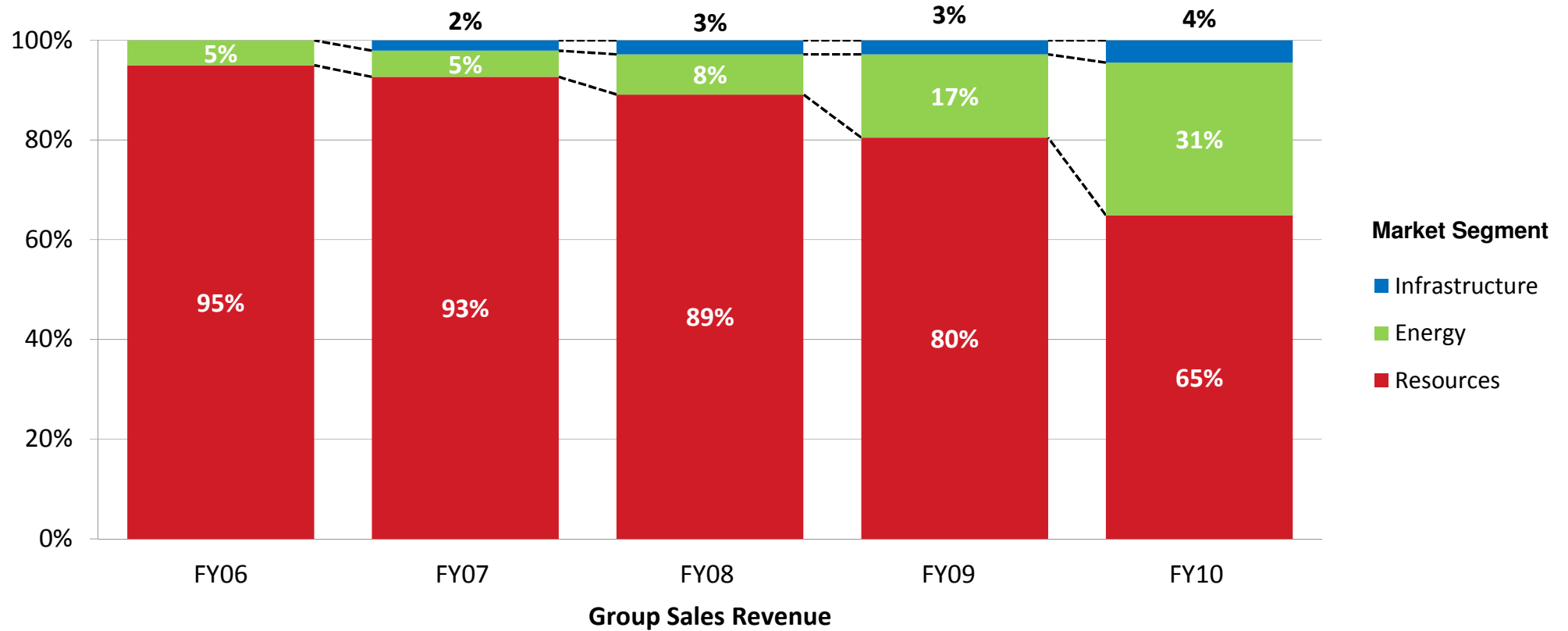
- Sales up 7% to \$376 million
- Retained all key customers and contracts
- Over \$300 million in new contracts and extensions

Key Contract Wins



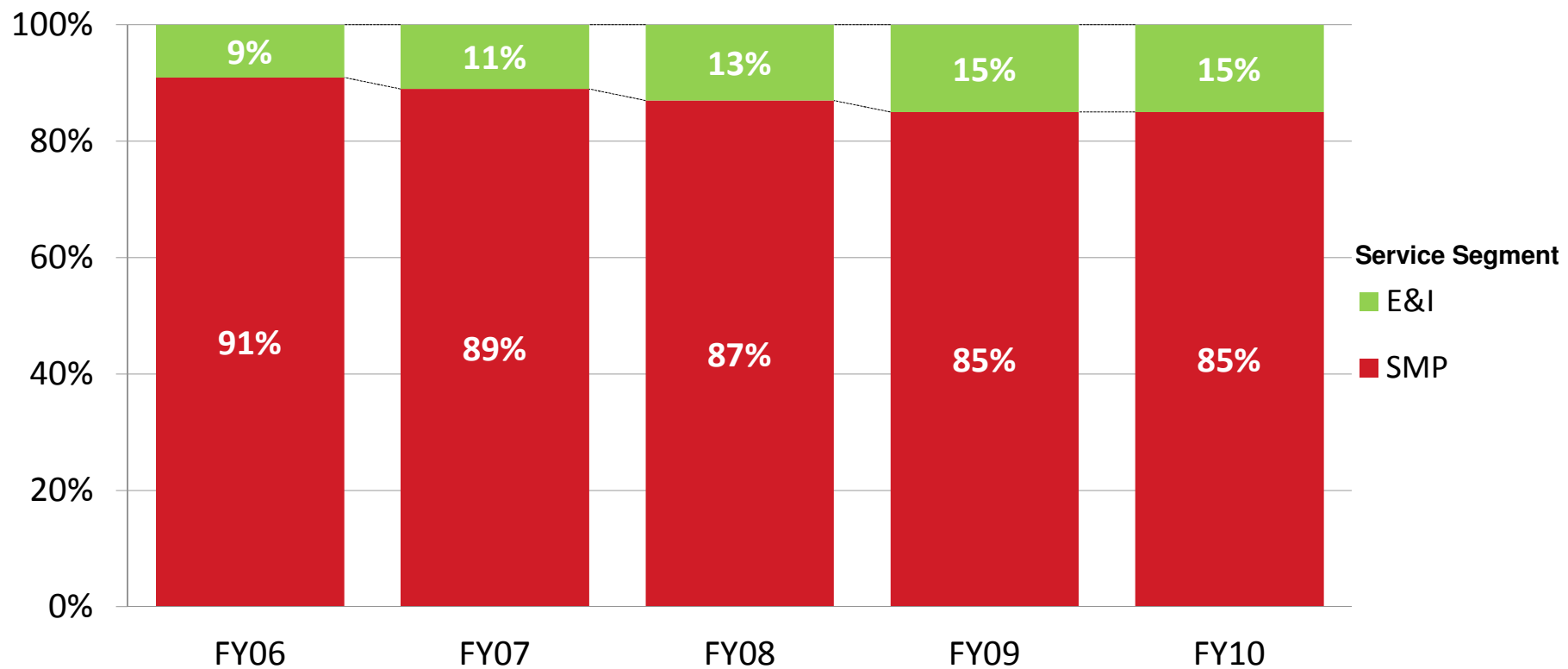
Continued Market Diversification

Group Sales Contribution (%)



Continued Service Diversification

EC Sales Contribution (%)

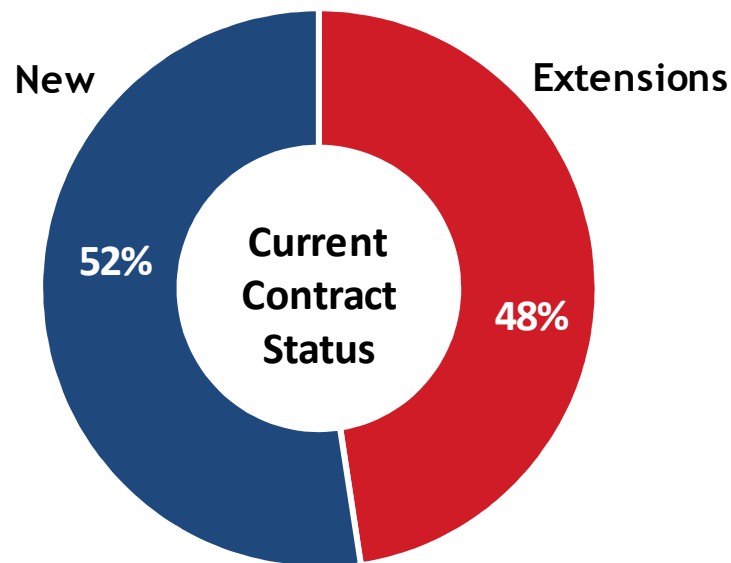


SMP denotes structural, mechanical and piping works
 E&I denotes electrical and instrumentation works

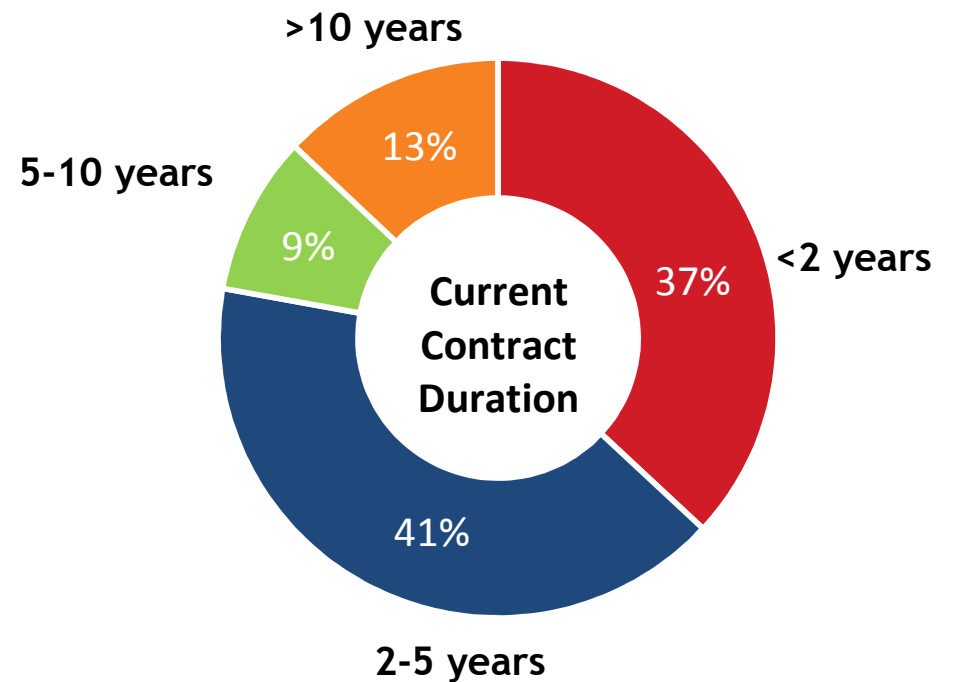
Strong Service Relationships

M&IS Contract Status and Duration

Contract Status



Contract Duration

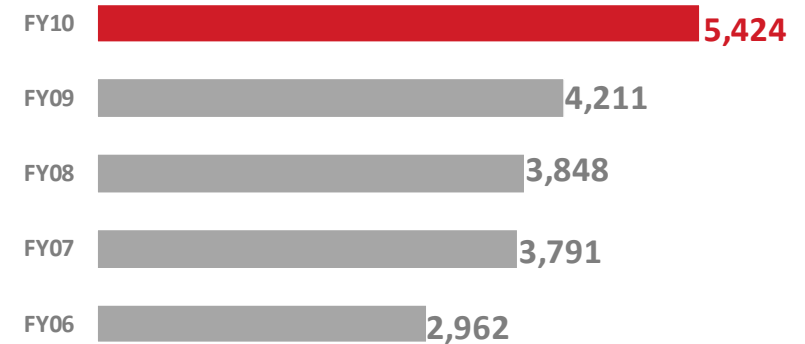


People Performance

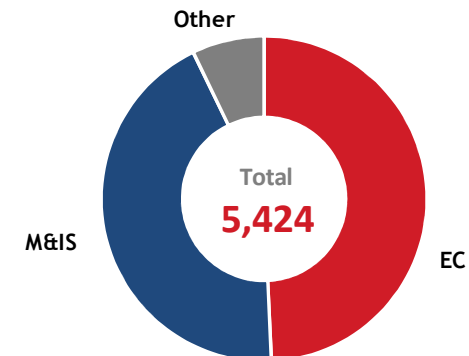
Highlights:

- Employee numbers in line with high activity levels
- Labour market conditions expected to tighten
- Focus on maximising productivity by attracting and retaining the right people

Employee Numbers



Employee Composition

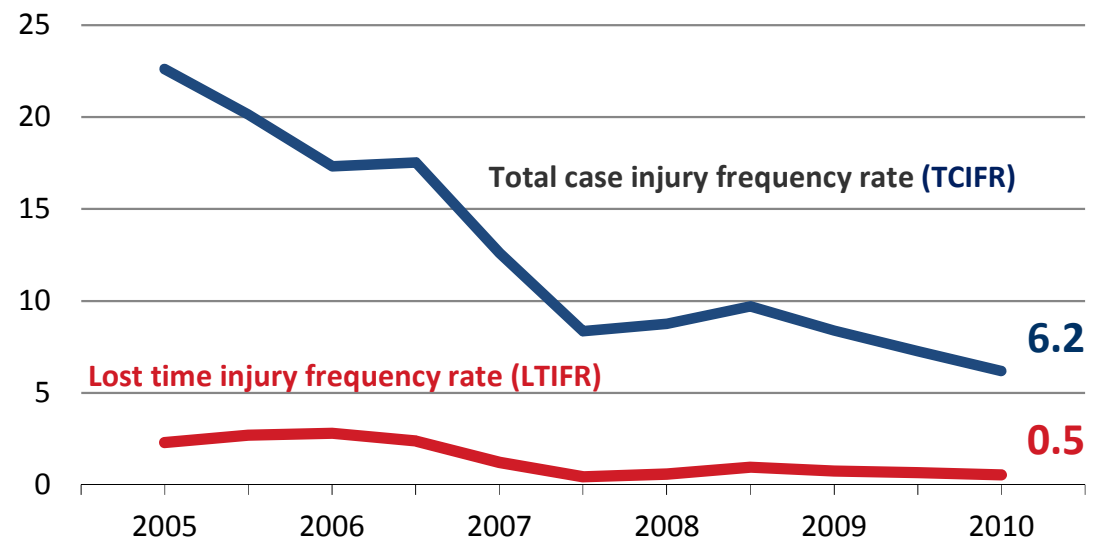


Safety Scorecard

Highlights:

- Significant improvement in safety performance – TCIFR improved 25%
- Continued investment in HSE processes, systems and leadership training
- HSE initiatives progressed following DuPont Review

Injury Frequency Rate (per million hours worked)



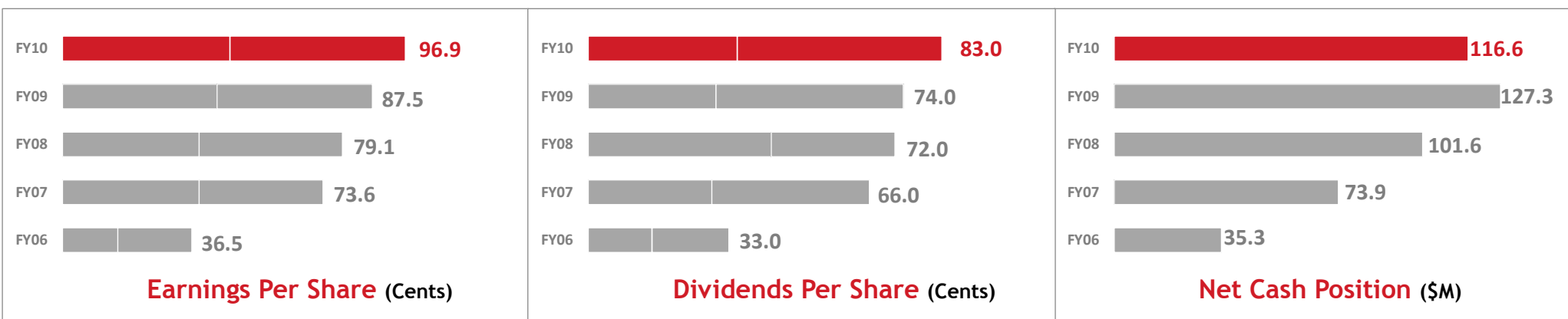
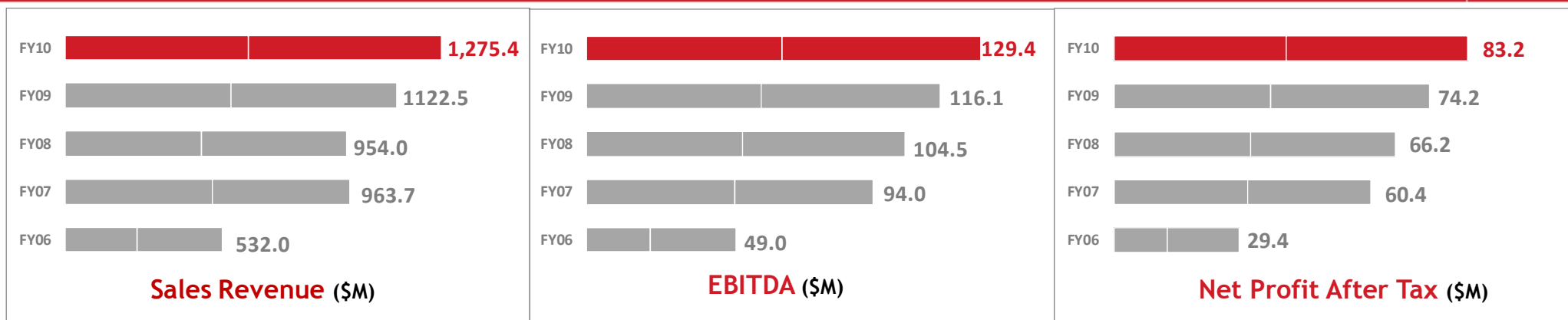
*12-month rolling average

Financial Highlights

Financial Highlights

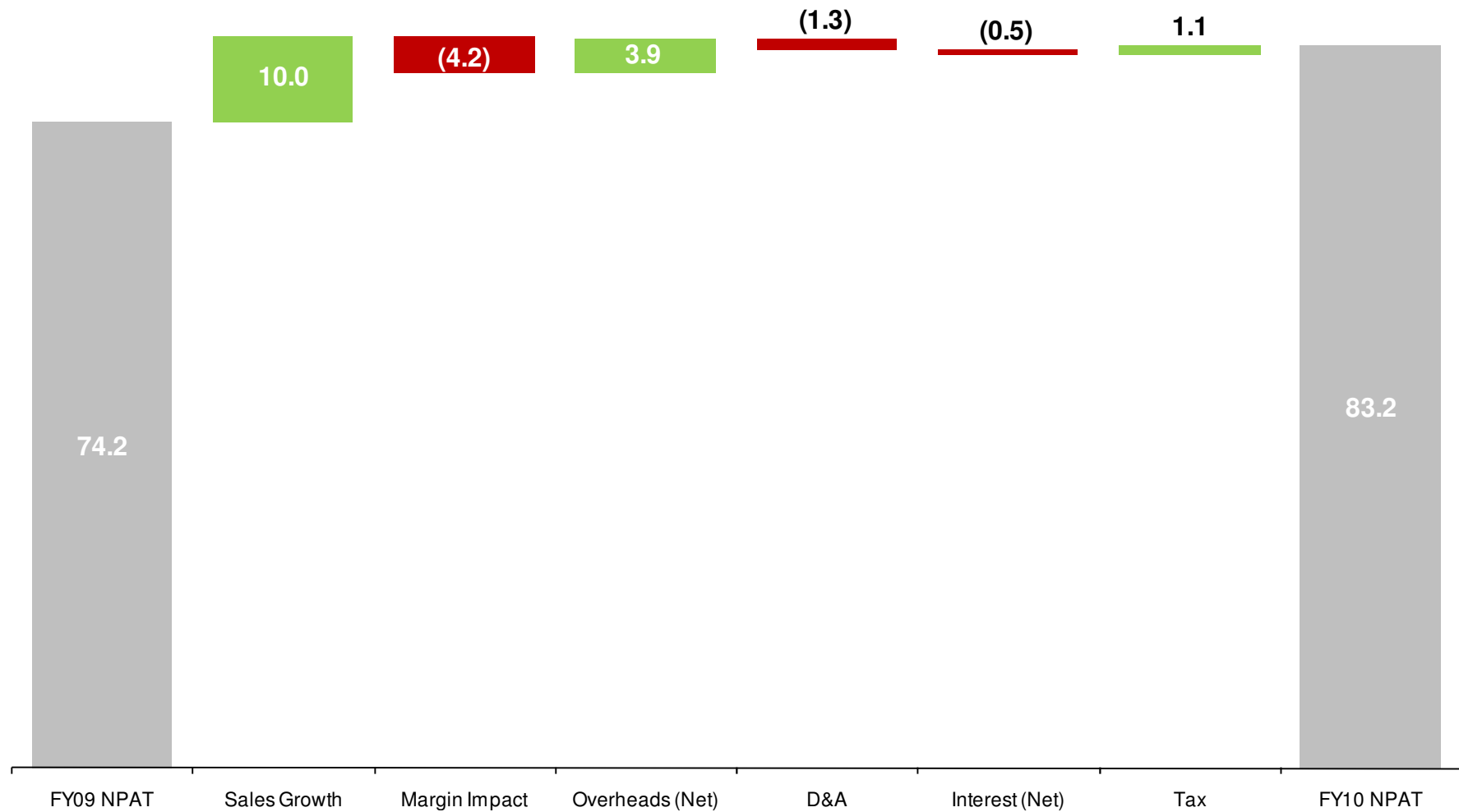
| | | Jun 10 | Jun 09 | % Change |
|---------------------------------|--------|---------|---------|----------|
| Sales Revenue | \$m | 1,275.4 | 1,122.5 | 13.6% |
| EBITDA | \$m | 129.4 | 116.1 | 11.5% |
| Operating Cash Flow | \$m | 96.0 | 113.8 | - 15.6% |
| NPAT | \$m | 83.2 | 74.2 | 12.1% |
| NPAT Margin | % | 6.5 | 6.6 | - 1.5% |
| EPS | cps | 96.9 | 87.5 | 10.7% |
| DPS | cps ff | 83 | 74 | 12.2% |
| Return on Equity | % | 57.7 | 60.6 | - 4.8% |
| Capital Expenditure (Cash + HP) | \$m | 39.1 | 23.7 | 65.1% |
| Net Cash Position | \$m | 116.6 | 127.3 | - 8.4% |

Historical Performance

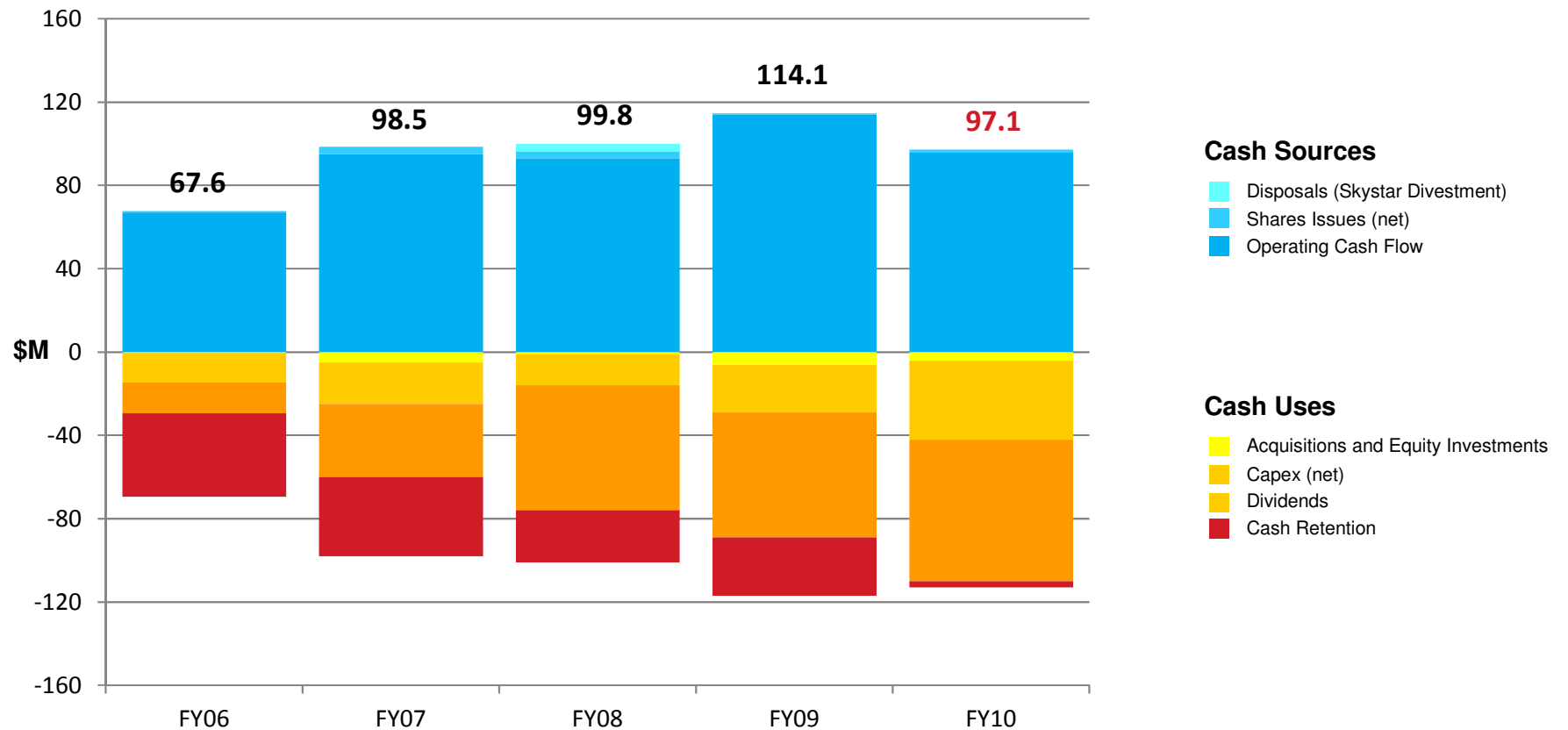


NPAT Contribution Analysis

NPAT Contribution (\$M)



Sources and Uses of Cash



Shares Issued (net) = proceeds from issue of shares – bought back
 Capex (net) = Capital expenditure (cash) - proceeds from sale of PP&E

Divisional Highlights

Divisional Revenue Summary

| | | Jun 10 | Jun 09 | % Change |
|-------------------------------------|------------|----------------|----------------|--------------|
| Engineering Construction | \$m | 890.0 | 775.0* | 14.8% |
| Maintenance and Industrial Services | \$m | 376.2 | 351.9 | 6.9% |
| Skystar | \$m | 12.7 | 10.5 | 21.0% |
| <i>Internal Eliminations</i> | \$m | -3.5 | -14.9 | |
| TOTAL | \$m | 1,275.4 | 1,122.5 | 13.6% |

* Comparative adjusted to include MiE revenue

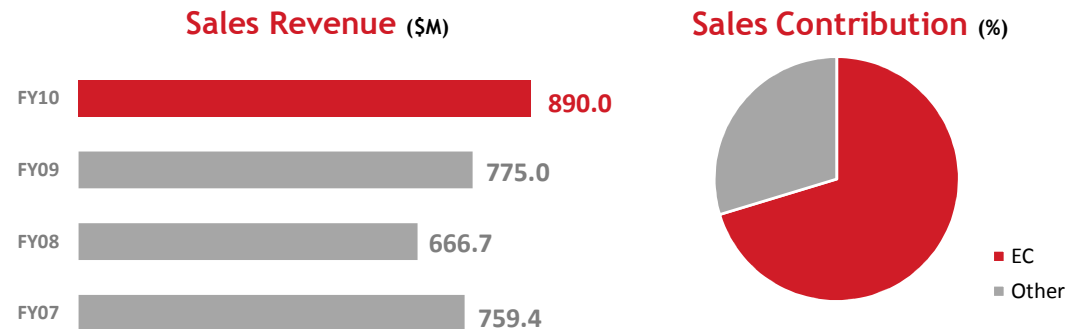
Engineering Construction

Highlights:

- Strong performance drives contract growth
- Awarded \$350 million in new construction contracts
- Strong multi-disciplinary capability on large scale construction projects
- Developing heavy lifting capability

Major Projects Substantially Completed:

- BHPB, RGP6 – Nelson Point Pre-works, WA
- Woodside, Pluto Offshore HUC, WA
- CDCM, Carborough Downs Expansion, QLD
- PCQ, APCT X50 Expansion, QLD
- Rio Tinto, Clermont Mine CHPP, QLD
- Rio Tinto Iron Ore, Cape Lambert Mesa A, WA
- Rio Tinto, Brockman 4, WA
- Eni, Blacktip, NT
- SEQWater, Fluoridation Dosing Systems, QLD



Major Projects in Progress:

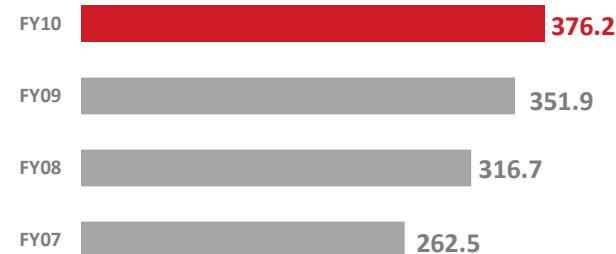
- BHPB Worsley Alumina, E&G Expansion Project, WA
- Woodside, Pluto LNG Project, WA
- BHPB, RGP5 – Yandi Hub, WA
- Chevron Australia, Water Treatment Facility, Barrow Island, WA
- Rio Tinto BSL ADS, QLD
- Moreton Bay Council, Burpengary Sewerage Upgrade, QLD
- NSC Nambucca Heads STP, NSW
- Cowra Shire Council, Cowra STP, NSW

Maintenance & Industrial Services

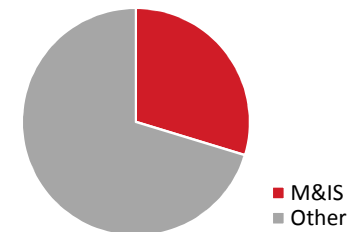
Highlights:

- Retention of all key customers and contracts
- Awarded \$300 million in new contracts and contract extensions
- Secured first facilities management contract
- Significant progress made on Mackay workshop facilities

Sales Revenue (\$M)



Sales Contribution (%)



New Contracts:

- Rio Tinto, Coastal Operations, WA (3yrs)
- Rio Tinto, Inland Operations, WA (3yrs)
- BHPB NiW, Maintenance, Projects and Shutdowns WA (3yrs)
- Chevron, Gorgon Project Facilities Management, WA (3yrs)
- Incitec Pivot Shutdown Alliance (3yrs)
- Xstrata, Bulga Coal Complex – Shutdowns (NSW)


Contract Extensions:

- Rio Tinto, Yarwun Alumina Refinery, QLD
- WA Oil (Chevron), Barrow and Thevenard Islands, WA
- BP Kwinana Refinery, WA (4 yrs)
- Rio Tinto, Boyne Island aluminium smelters, QLD (2 yrs)

Strategy Progress

Markets & Growth

- To maximise growth and returns from our core markets of resources and energy
- To build a new business in infrastructure markets




2010 Progress

- Maintained strong position in core markets
- Continued market expansion – energy and infrastructure
- Solid growth in multi-disciplinary services
- Strong operating performance

People


- To attract, develop and retain the right people who are highly competent, live our values and actively contribute to the long-term, overall success of Monadelphous



- Further development of people processes, systems and architecture
- Safety Leadership program initiated
- Key staff retention remains high
- Re-focussing on people retention and recruitment

Productivity

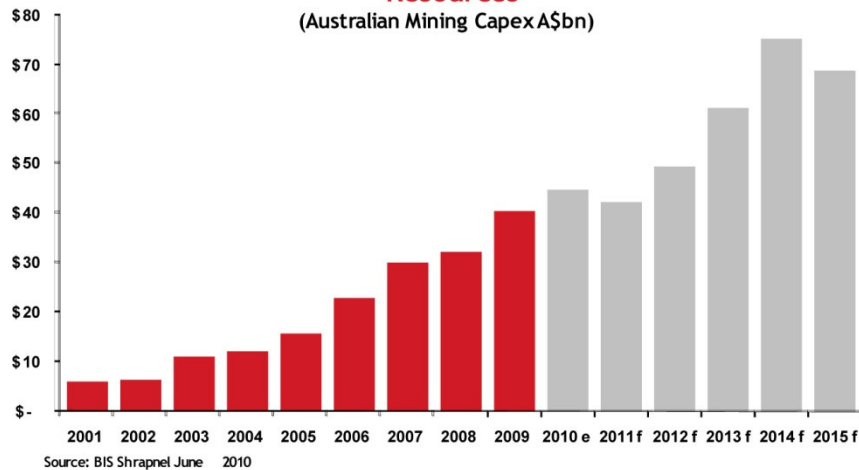
- To continuously improve our service delivery and support processes to realise cost efficiency and margin improvement



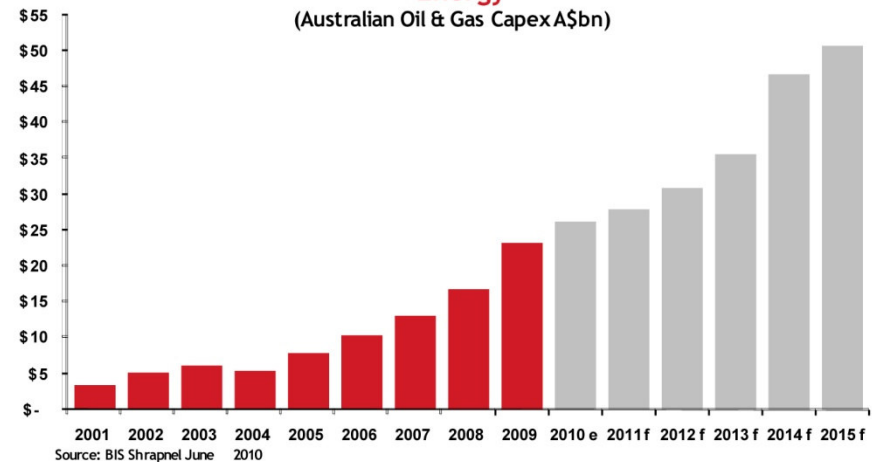
- Consolidated business services function
- Streamlining management processes and systems
- Contained fixed and overhead costs
- EC/MIE consolidation complete
- Ramping up overseas sourcing – people and supply

Market Conditions

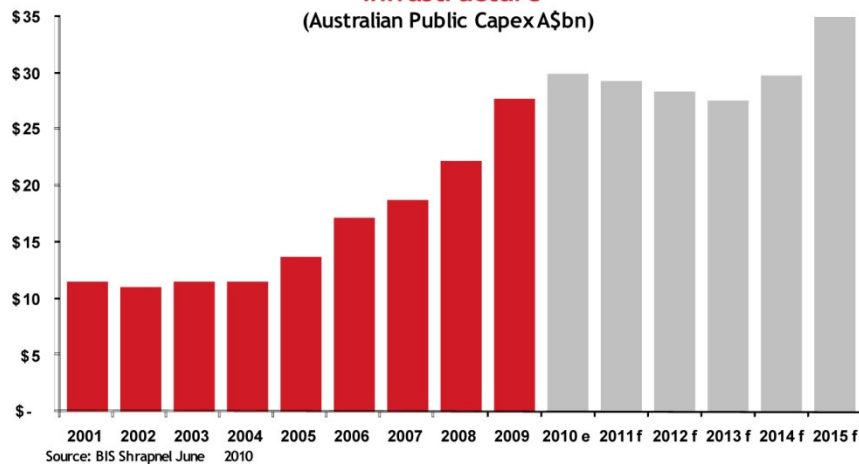
Resources
(Australian Mining Capex A\$bn)



Energy
(Australian Oil & Gas Capex A\$bn)



Infrastructure
(Australian Public Capex A\$bn)



FY09

Current

Resources






Energy




Infrastructure



-  Declining Activity
-  Stable/Flat Activity
-  Expanding Activity

Outlook

- Entered FY11 with a healthy forward workload
- Current tendering activity encouraging
- Healthy project pipeline across core markets, (LNG, iron ore, coal)
- Revenue flow dependant on project timing
- Industry capacity issues are coming, though timing uncertain
- Further expansion of infrastructure business





2010 Annual Results Presentation

17 August 2010

Safety & Wellbeing

Integrity

Achievement

Teamwork

Loyalty

Supplementary Disclosures

Appendix 1: Profit & Loss

| 5 YEAR SUMMARY | FY10 | Chg | FY09 | FY08 | FY07 | FY06 |
|-------------------------------|----------------|---------------|----------------|--------------|--------------|--------------|
| | \$m | on pcp | \$m | \$m | \$m | \$m |
| Sales revenue | 1,275.4 | 13.6% | 1,122.5 | 954.0 | 963.7 | 532.0 |
| Other revenue | 4.5 | (10.0%) | 5.0 | 7.4 | 1.6 | 1.5 |
| Total revenue | 1,279.9 | 13.5% | 1,127.5 | 961.4 | 965.3 | 533.5 |
| Operating expenses | (1,150.5) | 13.8% | (1,011.4) | (856.9) | (871.2) | (484.5) |
| EBITDA | 129.4 | 11.5% | 116.1 | 104.5 | 94.0 | 49.0 |
| Depreciation & amortisation | (16.8) | 11.3% | (15.1) | (12.7) | (10.4) | (7.5) |
| EBIT | 112.6 | 11.5% | 101.0 | 91.8 | 83.6 | 41.4 |
| Net interest income/(expense) | 2.5 | (19.4%) | 3.1 | 3.1 | 3.2 | 0.7 |
| Income Tax Expense | (31.9) | 6.7% | (29.9) | (28.7) | (26.4) | (12.8) |
| NPAT (normalised) | 83.2 | 12.1% | 74.2 | 66.2 | 60.4 | 29.4 |
| Non-recurring items | 0.0 | N/A | 0.0 | 3.4 | 0.0 | 0.0 |
| NPAT (reported) | 83.2 | 12.1% | 74.2 | 69.6 | 60.4 | 29.4 |
| EPS | 96.9 | 10.7% | 87.5 | 79.1* | 73.6 | 36.5 |
| DPS | 83.0 | 12.2% | 74.0 | 72.0 | 66.0 | 33.0 |
| EBITDA margin | 10.1% | (1.9%) | 10.3% | 11.0%* | 9.8% | 9.2% |
| NPAT margin | 6.5% | (1.5%) | 6.6% | 6.9%* | 6.3% | 5.5% |

*Normalised for Skystar Divestment

Note: Figures subject to rounding

Appendix 2: Balance Sheet

| 5 YEAR SUMMARY | FY10 \$m | Chg on pcp | FY09 \$m | FY08 \$m | FY07 \$m | FY06 \$m |
|-------------------------------------|--------------|---------------|--------------|--------------|--------------|--------------|
| Cash and equivalents | 149.2 | (2.0%) | 152.2 | 126.4 | 101.4 | 61.7 |
| Receivables | 121.4 | 9.8% | 110.6 | 204.9 | 96.0 | 81.6 |
| Inventories | 23.6 | 53.2% | 15.4 | 6.6 | 13.1 | 16.4 |
| Available-for-sale financial assets | 16.9 | 87.8% | 9.0 | 0.0 | 0.0 | 0.0 |
| Property, plant and equipment | 91.1 | 30.0% | 70.1 | 61.9 | 62.2 | 47.5 |
| Deferred tax asset | 16.0 | 18.5% | 13.5 | 9.4 | 11.4 | 6.6 |
| Goodwill | 2.6 | 0% | 2.6 | 2.6 | 2.6 | 2.3 |
| Other | 0.0 | N/A | 0.0 | 0.2 | 0.1 | 0.0 |
| Total assets | 420.8 | 12.7% | 373.2 | 411.9 | 286.7 | 216.2 |
| Payables | 168.0 | (1.4%) | 170.3 | 240.4 | 115.9 | 95.4 |
| Borrowings | 32.6 | 30.9% | 24.9 | 24.9 | 27.5 | 26.4 |
| Provisions | 66.8 | 38.6% | 48.2 | 32.7 | 37.8 | 23.6 |
| Income tax payable | 8.9 | 34.8% | 6.6 | 11.6 | 15.0 | 8.7 |
| Other | 0.1 | (83.3%) | 0.6 | 0.5 | 0.1 | 0.0 |
| Total liabilities | 276.4 | 10.3% | 250.7 | 310.1 | 196.2 | 154.1 |
| Shareholders' equity | 144.3 | 17.7% | 122.6 | 101.8 | 90.5 | 62.1 |
| Net cash position | 116.6 | (8.4%) | 127.3 | 101.6 | 73.9 | 35.3 |
| Shares on issue (EFPOWA) | 85.9 | 1.2% | 84.9 | 83.6 | 82.1 | 80.6 |
| Return on equity | 57.7% | (4.8%) | 60.6% | 68.3% | 66.8% | 47.3% |

Note: Figures subject to rounding

Appendix 3: Cash Flow

| 5 YEAR SUMMARY | FY10 | Chg | FY09 | FY08 | FY07 | FY06 |
|---|---------------|-----------------|---------------|---------------|---------------|---------------|
| | \$m | on pcp | \$m | \$m | \$m | \$m |
| Receipts from customers | 1,416.2 | 11.1% | 1,274.6 | 1,049.2 | 1,025.9 | 535.5 |
| Payments to suppliers/employees | (1,290.5) | 14.5% | (1,127.1) | (928.5) | (907.4) | (459.5) |
| Income Tax Paid | (32.8) | (12.1%) | (37.3) | (31.5) | (26.0) | (10.3) |
| Net interest received/(paid) | 2.4 | (20.0%) | 3.0 | 3.0 | 3.1 | 0.8 |
| Other income | 0.6 | 20.0% | 0.5 | 0.3 | 0.8 | 0.4 |
| Operating cash flow | 96.0 | (15.6%) | 113.8 | 92.5 | 96.3 | 66.8 |
| Disposal/(purchase) of PPE | (15.4) | 85.5% | (8.3) | 3.3 | (8.1) | (5.9) |
| Other | (4.3) | 10.3% | (3.9) | 0.0 | (2.9) | (0.5) |
| Investing cash flow | (19.7) | N/A | (12.2) | 3.3 | (11.1) | (6.4) |
| Issue proceeds from/(buy-back of) shares | 1.1 | 266.7% | 0.3 | 2.7 | 2.2 | 0.8 |
| Dividends Paid | (67.9) | 9.5% | (62.0) | (61.0) | (37.8) | (14.5) |
| Drawdown/(repayment) of borrowings | (0.5) | 150.0% | (0.2) | 0.6 | 0.4 | (0.1) |
| Payment of Finance Leases | (12.5) | (5.3%) | (13.2) | (12.1) | (9.9) | (7.1) |
| Financing cash flow | (79.8) | (6.3%) | (75.1) | (69.9) | (45.2) | (21.0) |
| Net Incr/(Decr) in Cash | (3.5) | (113.2%) | 26.6 | 25.8 | 40.1 | 39.5 |
| Net FX difference | 0.5 | (162.5%) | (0.8) | (0.8) | (0.4) | (0.1) |
| Cash & equivalents (beginning of period) | 152.2 | N/A | 126.4 | 101.4 | 61.7 | 22.2 |
| Cash & equivalents (end of period) | 149.2 | (2.0%) | 152.2 | 126.4 | 101.4 | 61.7 |

Note: Figures subject to rounding

Appendix 4: Key Engineering Construction Contracts

| Customer | Project Name | State | Location | Commodity | Description |
|--|--|-------|-----------------------------|---------------------|--|
| Australia Pacific LNG Ltd | Origin Gas Plant - Talinga | QLD | Chinchilla | Oil & Gas | Electrical and instrumentation installation works |
| Australia Pacific LNG Ltd | Talinga WTP | QLD | Chinchilla | Oil & Gas | Electrical and instrumentation installation works associated with the water treatment facility |
| Bechtel Australia Pty Ltd (QLD) | Bechtel Alumina Shipping Silo | WA | Worsley | Alumina | Supply and fabrication of alumina silo bins |
| BHP Billiton Iron Ore Pty Ltd | RGP6 Nelson Point SMW STK5 & STK8 Routes Upgrade | WA | Port Hedland - Nelson Point | Iron Ore | Shutdown of stackers 5 and 8 route upgrade |
| BHP Billiton Iron Ore Pty Ltd | RGP5 Yandi-SMP OHP2, Stockyard | WA | Yandi | Iron Ore | Structural, mechanical and piping works |
| BHP Billiton Olympic Dam Corporation Pty Ltd | Olympic Dam Miscellaneous Works | SA | Olympic Dam | Uranium Copper Gold | Structural, mechanical and piping works |
| BHP Billiton Worsley Alumina Pty Ltd | Worsley Efficiency & Growth Project SMP North | WA | Collie | Alumina | Structural, mechanical, piping, electrical and instrumentation works |
| BHP Billiton Worsley Alumina Pty Ltd | Marradong Platework | WA | Worsley | Alumina | Supply and fabrication of stockpile platework facilities |

Appendix 4: Key Engineering Construction Contracts cont'd

| Customer | Project Name | State | Location | Commodity | Description |
|--|---|-------|------------------|-----------|--|
| BHP Billiton Worsley Alumina Pty Ltd | Worsley MIE E&I | WA | Collie | Alumina | Electrical, instrumentation and control works |
| Boyne Smelter Limited | Alumina Delivery System | QLD | Gladstone | Alumina | Installation of a new Automated Alumina Delivery System and associated infrastructure |
| Carborough Downs Coal Management Pty Ltd | Electrical and instrumentation works for Carborough Downs expansion | QLD | Carborough Downs | Coal | Electrical and instrumentation works |
| Chevron Australia Pty Ltd | Gorgon Project – LNG Plant | WA | Barrow Island | Water | Design, Supply, Installation, Commissioning & Maintenance of Reverse Osmosis Water Treatment systems |
| Cowra Shire Council | Cowra STP – Cowra Sewerage Scheme Augmentation | NSW | Cowra | Water | Civil, mechanical, structural and electrical construction, testing and commissioning of a new sewerage treatment plant |
| ENI | Blacktip Oil & Gas Project | NT | Wadeye | Oil & Gas | Vertical package construction of the Onshore Gas Plant including the supply, fabrication, pre-assembly, erection and pre-commissioning of the structural, mechanical, piping, electrical and instrumentation works |

Appendix 4: Key Engineering Construction Contracts cont'd

| Customer | Project Name | State | Location | Commodity | Description |
|--|---|-------|----------------------|-----------|---|
| Gladstone Area Water Board | Gladstone and Yarwun Fluoride Dosing Plants | QLD | Gladstone and Yarwun | Water | Design, supply, delivery, installation and commissioning of a sodium silicofluoride dosing system for Gladstone Water Treatment Plant and sodium fluoride dosing plant for the Yarwun Treatment Plant |
| Gladstone Ports Corporation | GPC Legacy Project - E&I | QLD | Gladstone | Coal | Electrical and instrumentation works associated with upgrade works |
| Hamersley Iron Pty Ltd (Expansion Project) | Brockman 4SMP Supply & Installation | WA | Brockman | Iron Ore | Structural, mechanical, piping, electrical and instrumentation works |
| MCC Mining (Western Aust) Pty | Ball & AG Mill Trunnion Bearing Installation Works | WA | Cape Preston | Iron Ore | Mechanical works entailing mill installation |
| MCC Mining (Western Aust) Pty | Ball Mill Mechanical Installation and Structural Steelwork Erection Package | WA | Cape Preston | Iron Ore | Structural installation |
| Moreton Bay Regional Council | Burpengary East Sewerage Treatment Plant Augmentation | QLD | Brisbane | Water | Includes civil infrastructure, installation and commissioning of the mechanical and electrical equipment as part of the plant upgrade |

Appendix 4: Key Engineering Construction Contracts cont'd

| Customer | Project Name | State | Location | Commodity | Description |
|--|---|-------|-------------|-----------|---|
| Nambucca Shire Council | Burpengary East Sewerage Treatment Plan Augmentation | QLD | Brisbane | Water | Includes civil infrastructure, installation and commissioning of the mechanical and electrical equipment as part of the plant upgrade |
| Port Macquarie Hastings Council | Lake Cathie/Bonnie Hills Sewerage Treatment Plant Upgrade | NSW | Lake Cathie | Water | Civil, mechanical, electrical supply installation for plant for sewerage treatment plant upgrade. |
| Ports Corporation of Queensland | Abbot Point Coal Terminal X50 | QLD | Bowen | Coal | Structural, mechanical and electrical works for the extension of existing inloading and outloading conveyors, and new stockyard conveyors |
| Ports Corporation of Queensland | Abbot Point HV Upgrade | QLD | Bowen | Coal | Supply of new substations, power and distribution transformers, switchboards and motor control centres |
| Ports Corporation of Queensland | Abbot Point Stockyards | QLD | Bowen | Coal | Electrical and instrumentation works for the extension of existing inloading and outloading conveyors, and new stockyard conveyors |
| Queensland Bulk Water Supply Authority | SEQ Water Fluoridation Dosing - Parcel 1 | | Various | Water | Design, construction and commissioning of fluoridation dosing systems |
| Rio Tinto | Brockman 4 SMP | WA | Brockman | Iron Ore | Supply Bins, Chutes, Structural Steel |
| Rio Tinto | Clermont CHPP E&I | QLD | Clermont | Coal | Electrical and instrumentation works associated with the construction of a Coal Handling Preparation Plant (CHPP) and associated coal handling plant as part of Rio Tinto's Clermont Mine Project |

Appendix 4: Key Engineering Construction Contracts cont'd

| Customer | Project Name | State | Location | Commodity | Description |
|----------------------------------|--|-------|---|-----------|---|
| Rio Tinto Coal Australia Pty Ltd | Construction of CHPP | QLD | Clermont | Coal | Civil, structural, mechanical and electrical works for the construction of the new CHPP and associated ancillary works |
| Robe River Mining Co (Expansion) | MESA A | WA | Cape Lambert – Port Facility | Iron Ore | Dust suppression works associated with the Mesa A mine expansion |
| Santos Ltd | M-Santos Misc Works | NT | Mereenie | Coal | Electrical and instrumentation works associated with small capital works and ongoing maintenance |
| SEQ Water | Seqwater Fluoridation Project Stage 2 – Parcel 1 and 2 | QLD | Various locations throughout South East Qld | Water | Design, supply, manufacture, installation, construction, commissioning performance testing and defects liability of various fluoride facilities across South East Queensland. |
| Wesfarmers Curragh Pty Ltd | Curragh Coal Mine | QLD | Blackwater | Coal | Electrical and instrumentation works associated with small capital works and ongoing maintenance |
| Woodside Burrup Pty Ltd | Pluto LNG Project Site B ME Offsite & Utilities and AGRU | WA | Dampier | Oil & Gas | Structural, mechanical and piping works for the installation, erection and pre-commissioning of the plant Offsite Utilities and Acid Gas Removal Unit (AGRU) |
| Woodside Burrup Pty Ltd | Pluto HUC | WA | Dampier | Oil & Gas | Hook-up and commissioning of the offshore riser platform topside decks including structural, mechanical, piping, electrical and instrumentation works |

Appendix 5: Key M&S Contracts

| Customer | Project Name | State | Location | Commodity | Description |
|--------------------------------------|---|-------|--|----------------|---|
| Anglo Coal | Coal handling preparation plant maintenance | QLD | Moura | Coal | Multi disciplined maintenance, sustaining capital works and shutdown services |
| BHP Billiton (Nickel West) | Framework Agreement - Maintenance, Projects and Shutdown Labour | WA | Kalgoorlie, Kwinana, Leinster, Mount Keith | Nickel | Major shutdown services, minor capital project work and maintenance services |
| BHP Billiton (Olympic Dam) | Olympic Dam Services Contract | SA | Roxby Downs | Copper Uranium | Maintenance services, minor capital project work and shutdown support |
| BHP Billiton Mitsubishi Alliance | Blackwater Mine - dragline shutdowns | QLD | Blackwater | Coal | Major shutdown of two draglines |
| BHP Billiton Mitsubishi Alliance | Peak Downs Mine - coal stacker replacement | QLD | Peak Downs | Coal | Fabrication and installation of a replacement coal stacker |
| BHP Billiton Worsley Alumina | Minor Capital Works | WA | Collie | Alumina | Capital project services |
| Boyne Smelters Ltd (Rio Tinto Alcan) | Mechanical trade services | QLD | Gladstone | Aluminium | Mechanical maintenance and project works |
| BP Kwinana Refinery | Turnarounds and Capital Projects | WA | Kwinana | Oil and Gas | On site services |
| Bulga Coal (Xstrata) | Bulga major dragline shutdown | NSW | Singleton | Coal | Planning, management and execution of shutdown |
| Caltex | Mackay plant upgrade | QLD | Mackay | Oil and Gas | Multi disciplined construction services |

Appendix 5: Key M&IS Contracts cont'd

| Customer | Project Name | State | Location | Commodity | Description |
|--------------------|---|-------|--|-------------|---|
| Chevron | Gorgon Project Facilities Management | WA | Barrow Island | Oil and Gas | Facilities operations and maintenance management of fixed and mobile assets including utilities, buildings and vehicles |
| Chevron (WA Oil) | Barrow and Thevenard Islands General Maintenance Contract | WA | Barrow and Thevenard Islands | Oil and Gas | General maintenance services and projects |
| Coal and Allied | Hunter Valley maintenance and shutdown services | NSW | Singleton | Coal | Maintenance support, dragline and shovel shutdown services |
| ConocoPhillips | Darwin LNG maintenance and shutdown services | NT | Darwin | Oil and Gas | Multi disciplined maintenance, projects and shutdown services |
| FMG | Provision of Services | WA | Cloudbreak | Iron Ore | Minor capital projects and shutdown services |
| Geodynamics | Geothermal power station installation | SA | Innamincka | Power | Multi disciplined project works for the installation of a geothermal power station |
| Incitec Pivot | Plant shutdown services | QLD | Gibson Island Mount Isa Phosphate Hill | Chemical | Planning, management and execution of shutdowns |
| Oil Search Limited | Field construction services | PNG | Papua New Guinea | Oil & Gas | Multi disciplined maintenance and construction services |
| Origin Energy | Talinga gas plant | QLD | Chinchilla | Oil and Gas | Structural, mechanical, piping, electrical and instrumentation installation works |

Appendix 5: Key M&S Contracts cont'd

| Customer | Project Name | State | Location | Commodity | Description |
|----------------------------|---|-------|--|------------------------------|---|
| Power & Water | Local infrastructure maintenance, capital works and shutdown services | NT | Darwin | Oil and Gas, Power and Water | Structural, mechanical, piping, electrical and instrumentation projects and shutdown services |
| Queensland Alumina Limited | Maintenance and minor capital works | QLD | Gladstone | Alumina | Structural, mechanical and piping projects |
| Queensland Nickel | Yabulu minor capital works | QLD | Townsville | Nickel | Multi disciplined maintenance and construction services |
| Rio Tinto (Pilbara Iron) | Tom Price, Cape Lambert, Paraburdoo Operations - Structural Integrity Project | WA | Tom Price, Cape Lambert, Paraburdoo | Iron Ore | Structural repair work |
| Rio Tinto (Pilbara Iron) | Coastal Operations - Maintenance Services | WA | Cape Lambert, Dampier | Iron Ore | Maintenance and shutdown services |
| Rio Tinto (Pilbara Iron) | West Pilbara Operations - Maintenance Services | WA | Brockman, Marandoo, Pannawonica, Tom Price | Iron Ore | Maintenance and shutdown services |
| Rio Tinto Alcan (Yarwun) | Operations services | QLD | Gladstone | Alumina | Maintenance, capital works and shutdown services |
| Rio Tinto Coal Australia | Maintenance, minor capital works, and shutdown services | NSW | Mt Thorley | Coal | Maintenance support, dragline and shovel shutdown services |
| Sandvik | Port Waratah Coal Services - reclaimer works | NSW | Newcastle | Coal | Erection of three bucket wheel reclaimers and deconstruction of two stackers and two reclaimers |
| Xstrata | Various maintenance works | QLD | Mount Isa | Copper Lead Zinc | Structural, mechanical and piping projects and shutdown services |



2010 Annual Results Presentation

17 August 2010

Safety & Wellbeing

Integrity

Achievement

Teamwork

Loyalty

www.monadelphous.com.au

Information for Investors/Analysts:

Rachael Cutler – Investor Relations Manager

Telephone: (61 8) 9315 7429

Fax: (61 8) 9316 1950

Email: rcutler@monadel.com.au

Disclaimer and Important Notice

Information, including forecast financial information, in this presentation, should not be considered as a recommendation in relation to holding, purchasing or selling shares, securities or other instruments in Monadelphous Group Limited or any other company. Due care and attention has been used in the preparation of forecast information. However, actual results may vary from forecast and any variation may be materially positive or negative.

Forecasts, by their very nature, are subject to uncertainty and contingencies may occur which are outside the control of Monadelphous Group Limited. Before making or varying any decision in relation to holding, purchasing or selling shares, securities or other instruments in Monadelphous Group Limited, investors should consider the appropriateness of that investment in light of their individual investment objectives and financial situation and should seek their own independent professional advice.